



# INDIAN SCHOOL AL WADI AL KABIR

DEPARTMENT OF EVS [2025 – 2026]

## LESSON: SENSE ORGANS

## WORKSHEET-1

RESOURCE PERSON: MANJULA HARINARAYANAN

NAME: \_\_\_\_\_ CLASS: IV SEC: \_\_\_\_\_ DATE: \_\_\_\_\_






### I. Fill in the blanks with the correct answer.

- \_\_\_\_\_ carry information from sense organs to the brain and back.  
(a) Feet (b) Fingers (c) Nerves (d) Blood
- The \_\_\_\_\_ helps us to touch or feel if an object is hot or cold.  
(a) eyes (b) skin (c) ears (d) nose
- People who cannot see, can read with the help of a special script called the \_\_\_\_\_.  
(a) Braille (b) Sign language (c) Balinese (d) Gothic
- The \_\_\_\_\_ helps us to taste food and recognise different flavours.  
(a) skin (b) tongue (c) nose (d) eyes
- Our \_\_\_\_\_ controls all the sense organs.  
(a) heart (b) tongue (c) skin (d) brain






### II. State whether the following statements are TRUE or FALSE.

- We can hear loud noise with our nose. \_\_\_\_\_
- Our tongue helps in identifying the taste of food with the help of brain. \_\_\_\_\_
- Our sense organs send information to the brain for processing. \_\_\_\_\_
- We should clean our ears with sharp pointed objects. \_\_\_\_\_
- Reading books in bright light damages our skin. \_\_\_\_\_

III. Draw 😊 a for the objects which smell pleasant and a ☹️ for those which smell unpleasant.

**IV. Match the following pictures to the senses and functions of sense organs involved.**

Column A	Column B	Column C
1. 	a. sense of touch	i. helps to see
2. 	b. sense of sight	ii. helps to smell
3. 	c. sense of taste	iii. helps to recognise sounds
4. 	d. sense of smell	iv. helps to feel
5. 	e. sense of hearing	v. helps to identify flavours

1) \_\_, \_\_ 2) \_\_, \_\_ 3) \_\_, \_\_ 4) \_\_, \_\_ 5) \_\_, \_\_

**V. Observe the structure of tongue and answer the questions that follow.**

1. Identify the taste buds marked.

A: \_\_\_\_\_

B: \_\_\_\_\_

C: \_\_\_\_\_

D: \_\_\_\_\_

2. Complete the flowchart on the working of the tongue.

